



**B:aille
B:icks**



LEGO® Braille Bricks down under



**Vision
Australia**

Blindness. Low Vision. Opportunity.

LEGO® Braille Bricks



LEGO Braille Bricks are a play-based conceptual tool to teach braille to children who are blind or have low vision, alongside their sighted peers.



LEGO® Braille Bricks in the hands of a number of students designed as a playful introduction to braille



What's inside the box?

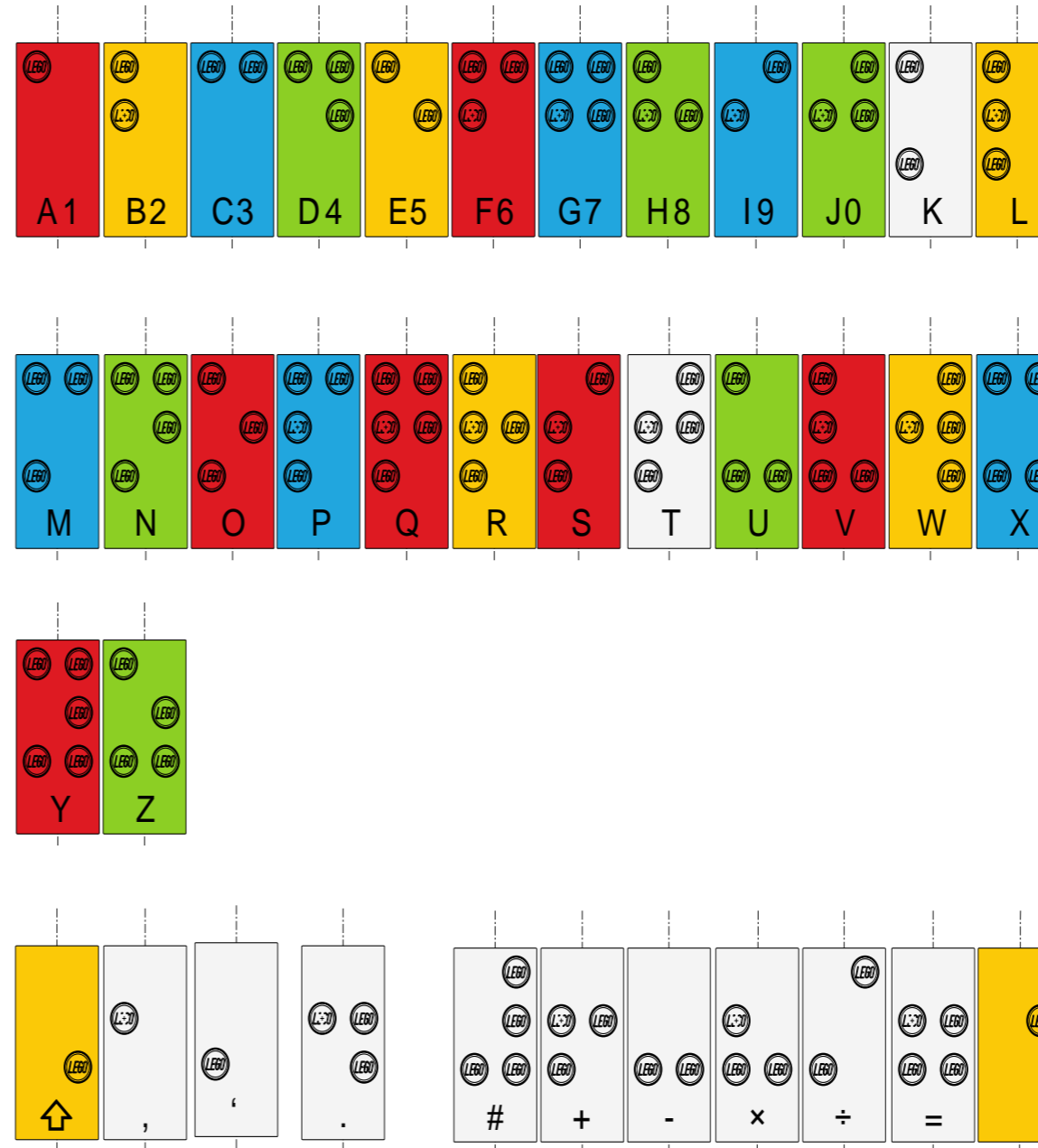
1. Number of bricks varies based on the frequency of letters across 10 languages
2. Simple math and punctuation symbols
3. Restrictions on number of bricks in the box meant some compromises
4. 3 base plates
5. Color selection for each brick – random with rules



This toolkit contains

- 300 bricks : 2x4 bricks
- 3 base plates
- A brick separator

LEGO_Braille_English



Characteristics of playful learning experiences

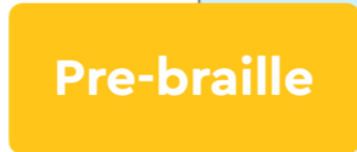
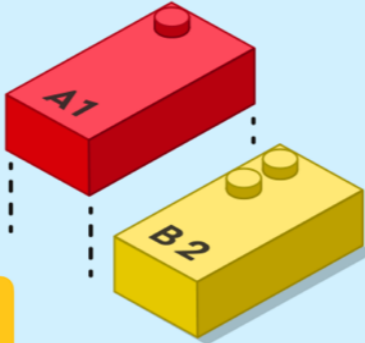
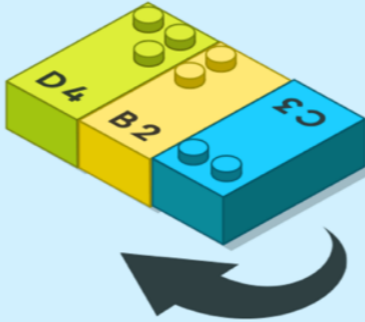

- Joyful
- Actively engaging
- Socially interactive
- Meaningful
- Iterative



Image description: Five children of all ages playing with LEGO braille together and separately
Photo credit: Vision Australia



Pre- Braille Activities

 <p>Pre-braille</p>  <p>Manipulation</p> <p>Discover and get used to the bricks, learn how to handle, assemble and put them on the base plate.</p> <p>15 activities</p>	 <p>Orientation</p> <p>Learn how to position the bricks on the base plate and be aware that their orientation is important.</p> <p>15 activities</p>	 <p>Constellation</p> <p>Discover the braille cell and how studs are arranged in two columns. Learn how to differentiate the studs.</p> <p>15 activities</p>
--	--	--

Build a Fence



10 min



1 participant



Let's play

1. Pick bricks to build a thin fence around the garden plate.
2. Build it all the way around the garden, along the edges...

Children will develop these holistic skills

- PHYSICAL - Learn through action, observation, analysis of personal action and activity: repeat a gesture for stabilization and effectiveness
- CREATIVE - Retell or create simple stories
- EMOTIONAL - Control motor skills and emotional commitment to succeed in simple actions
- COGNITIVE - Recognize spatial relationships
- SOCIAL - Anticipate potential problems, identify steps for resolution including alternative solutions

Pre- Braille Activities


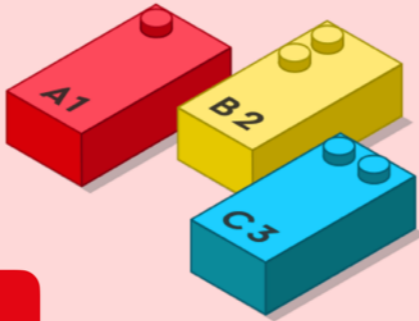


Image description: Orientation
Photo credit: Vision Australia

Braille Activities

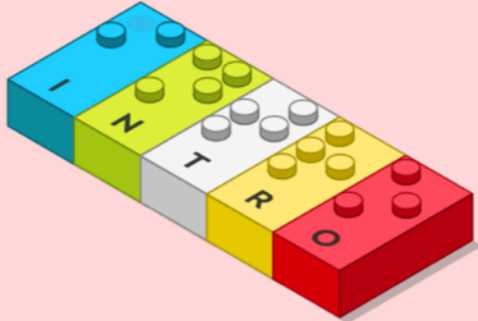
Braille



Characters

Learn braille letters, numbers, mathematic symbols and punctuation signs and know how to read and write them.

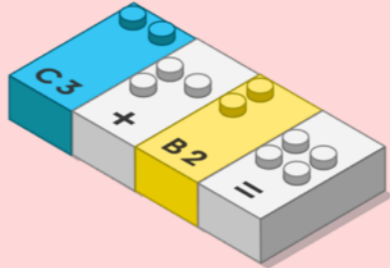
15 activities



Literacy

Assemble characters brick by brick and play with words in order to develop the ability to read and write.

15 activities



Numeracy

Assemble characters, play with numbers and develop the ability to do basic mathematics and geometry.

15 activities

Braille Activities




Image description: Literacy
Photo credit: Vision Australia

Even-Odd Numbers

 10 min  1 participant



Let's play!

1. Pick a number from the bowl.
2. Read the number and say whether it is an even number or an odd number.
3. Build 2 towers on the base plate: one with even, the other with odd.

Vision Australia Website



The screenshot shows the Vision Australia website homepage. At the top, there is a navigation bar with a phone number "1300 84 74 66" on the left and links for "Login MyVA", "Seeing Eye Dogs", "Library", "Radio", and "Shop" on the right. Below this is a dark blue header with the Vision Australia logo, a search bar with "Search" and "Go" buttons, and a "Donate now" button. A main navigation menu includes "Home", "Information", "Referral", "Services", "Community", "Get Involved", and "About us".

Below the navigation, there are several yellow buttons: "Access Telehealth", "Refer my patient here", "Your NDIS success", "My Aged Care", "Technology advice", and "Shop Vision Store". To the right of these buttons is a photograph of a family (a man, a woman, and two children).

The main content area features three white cards with yellow accents:

- Powering your independence:** Includes the text "Whatever stage you're at, whatever advice you need, whatever's most important to you - at Vision Australia, we can help you live life on your terms. Ready to get started?" and a "Find out more" button.
- LEGO® Braille Bricks:** Includes the text "Vision Australia is proud to have launched LEGO® Braille Bricks in Australia in partnership with the LEGO® Foundation." and a "Find out more" button.
- With your help:** Includes the text "With your support from the start, a child like Hazel has a bright future" and a "Learn more" button.

Vision Australia website to order LEGO Braille Bricks



Training

Melissa Fanshawe
Melissa.Fanshawe@usq.edu.au

Tony Wu
Tony.Wu@visionaustralia.org



Melissa and Tony in front of a LEGO braille bricks sign and a person made out of LEGO.

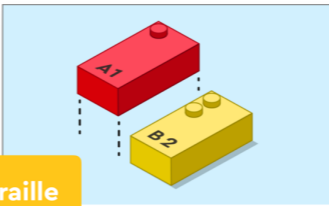
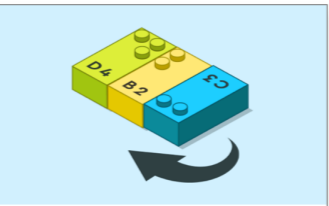

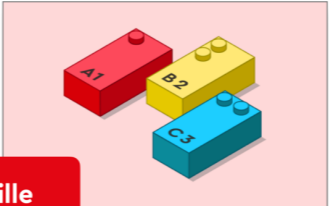
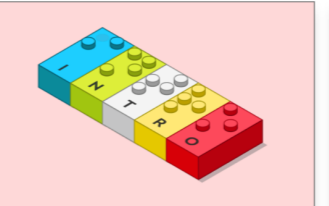
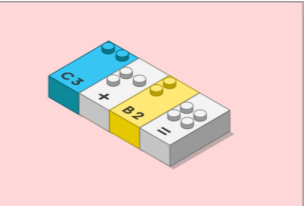


Activities

90 activities sheets



Pre-braille

Braille


 <p>Pre-braille</p> <p>Manipulation Discover and get used to the bricks, learn how to handle, assemble and put them on the base plate.</p> <p>15 activities</p>	 <p>Orientation Learn how to position the bricks on the base plate and be aware that their orientation is important.</p> <p>15 activities</p>	 <p>Constellation Discover the braille cell and how studs are arranged in two columns. Learn how to differentiate the studs.</p> <p>15 activities</p>
 <p>Braille</p> <p>Characters Learn braille letters, numbers, mathematic symbols and punctuation signs and know how to read and write them.</p> <p>15 activities</p>	 <p>Literacy Assemble characters brick by brick and play with words in order to develop the ability to read and write.</p> <p>15 activities</p>	 <p>Numeracy Assemble characters, play with numbers and develop the ability to do basic mathematics and geometry.</p> <p>15 activities</p>

There are currently 90 activity sheets – which are divided into pre-braille and braille activities.

<https://legobracillebricks.com/activities>



MOOC and videos



Melissa showing the use of LEGO Braille Bricks to construct graphs



Feelix library




Feelix Library: A small kit of braille to trial and support reading books or activity





LEGO Braille Bricks Community



LEGO Braille Bricks Community

🔒 Groupe Privé · 200 membres



+ Inviter

LEGO braille bricks community Facebook site.





**Vision
Australia**

Blindness. Low Vision. Opportunity.